



A

B





A

B




A

B



A

B



A

B





四、 听一听，写一写。根据你在录音中
上。(10分)

1. _____

3. _____


5. _____

二、 听一听，辨一辨。辨别下面各图片的内容是否与录音内容相符，相符的打“√”，
不符的打“×”。(10分)



三、 听一听，圈一圈。根据录音中的内容，将下面有关的图片用圆圈圈住。(10分)


五、 听一听，选一选。选出与录音内容
(10分)




()



()



()



()



()

七、 听一听，选一选。根据你在录音中听到的内容，将下列每组中的单词选出来，将其字母标号填在题前的括号里。(10分)

A

B

() 1. black blue


() 2. milk tea

() 3. arm hand

() 4. balls balloons

() 5. monkey rabbit


八、 听一听，涂一涂。根据录音内容，将下列图片涂上相应的颜色。(10分)



号里。(20分)

A. school B. hand C. mon

F. car G. Coke H. kite




()



()



()



()



()

一、 听一听，圈一圈。将下面字母组中符合录音内容的图片下面的字母圈住。(10分)

连读两次

1. Show me your eraser.
2. Hi.,Amy. This is Miss White.
3. Nice to meet you.
- 4.Look! I have a dog.
5. ----Can I have a Coke?
----Sure. Here you are.

二、 听一听，辨一辨。辨别下面各图片的内容是否与录音内容相符，相符的打“√”，不符的打“×”。(10分) 连读两次

1. I have a cat.
2. Let's go to school.
3. This is for you.
4. How old are you? I'm 9.
5. I like hamburgers.

三、 听一听，圈一圈。根据录音中的内容，将下面有关的图片用圆圈圈住。(10分)

连读三次

Look! I can see a kite, a car, a doll, a plane and a ball.

四、 听一听，写一写。根据你在录音中听到的内容将答案用数字填在下面相应的横线上。(10分) 连读两次

1. My room number is 352.
2. My phone number is 6417.
3. My number is 912.
4. I like the number 8.
5. How old are you? I am 10.

五、 听一听，选一选。选出与录音内容相符的图片，在下列相应的表格中打“√”。

4. I'm John. I like some hamburgers, I

六、 听一听，排一排。根据录音内容的号填在图片下面的括号里。(10分)

1. ----Let's make a puppet.
----Good idea!
2. First, make the head.
3. Then, make the body.
4. Look! Arms and legs.
5. Let's play with the puppet.

七、 听一听，选一选。根据你在录音中听到的字母标号填在题前的括号里。(10分) 连读两次

1. Show me your blue pen.
2. I like some tea.
3. This is my arm.
4. How many balloons?
5. Look, I have a monkey.

八、 听一听，涂一涂。根据录音内容，将 连读两次

1. Colour the bags green.
2. Colour the cake yellow.
3. Colour the books blue.
4. Colour the hamburgers orange.
5. Colour the hot dogs red.